



C.O.M. Roman Shade Order Form *(continued)*

7531 Coldwater Canyon Avenue • North Hollywood • California • 91605 • USA
P) 800.828.2500 (toll-free) or 818.503.8300 • F) 818.503.8360

CUSTOM ITEMS

Trim and Banding: Complete the form on the right as indicated. There are a number of ways that trim and banding can be applied as illustrated in the diagrams.


Please specify where indicated on this order form exactly how far in from the side, or up from the bottom, banding should be placed, whether trim should be flush or hang below the bottom of the shade. In the absence of a specification, banding will be located 2" from edge, and trim will hang below the bottom of the shade.

Banding is 2" wide. We will automatically adjust the hem length so that the trim or banding will show when the shade is up. If you do not want this adjustment, please tell us in the SPECIAL INSTRUCTIONS box below.

MOTORIZED LIFTING SYSTEMS		
Line No.	Qty	ITEM

SPECIAL INSTRUCTIONS


TRIM



Top of shade

Trim hangs **BELOW** bottom of shade

Line No: _____
 Company: _____
 Style: _____
 Color: _____




Top of shade

Trim hangs **EVEN** with bottom of shade

Line No: _____
 Company: _____
 Style: _____
 Color: _____


BANDING



Top of shade

Banding on bottom and sides, **INDENTED**

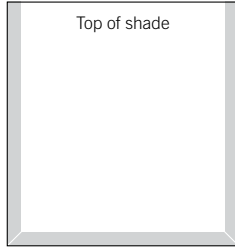
Line No: _____
 Company: _____
 Pattern: _____
 Color: _____
 Indent Banding: _____ inch(es)



Top of shade

Banding on bottom only, **INDENTED**


Line No: _____
 Company: _____
 Pattern: _____
 Color: _____
 Indent Banding: _____ inch(es)



Top of shade

Banding on bottom and sides, **FLUSH** with sides and bottom

Line No: _____
 Company: _____
 Pattern: _____
 Color: _____



Top of shade

Banding on bottom only, **FLUSH** with bottom

Line No: _____
 Company: _____
 Pattern: _____
 Color: _____